

Out of words...

By Club President Paul Anagnostopoulos

The holiday party at Lenzi's was a great success. About 25 club members and spouses showed up around noon, enjoyed over an hour of schmoozing and drinking, and then partook of a fine sit-down meal. The lasagna was full of delicious meat, as were the other main dishes. Yours truly, eschewing such meat, ordered a shrimp cocktail and was presented with seven delicious shrimp to go with my salad, veggie, and dinner rolls. A fine time was had by all. Let's continue this tradition next December.

Prior to Lenzi's, we had our last meeting at the Lowell VFW, which is scheduled for demolition some time in the spring. I was sad to leave the place for the final time, as were other club members. We had a good turnout at the meeting, with about 25 people in attendance. We spent a bit of time discussing club matters; such time kept to a minimum, as always. We had a successful raffle and chitchat, then an exciting show 'n' tell with many models on hand. Guil Rosa won the award for best show 'n' tell. Finally, Joe Baril won the "Oldest Model" contest.

With various digits and appendages crossed, we wait for NNL East 2022 in April. We have booked eight rooms at the host hotel. What are the chances that the pandemic situation will be under control for the show? I have no idea, especially given the tight quarters at the venue. Here's hoping that it doesn't have to be delayed yet another year!

Dues were increased to \$35 for 2022, which seems prudent given that they have not increased in many years and there were no dues for 2021. The VFW room rental increased from \$25 to \$50 when we started up again, and now will increase to \$100 at the Dracut American Legion. We are all looking forward to our new digs. There are two 'tricks' to the American Legion: (a) We have the room only from 1 pm to 4 pm; (b) drinks must be purchased at the bar rather than brought in from outside. Otherwise, we can glide right through from Lowell to Dracut. After the meetings, as is our habit, we will meet for coffee and sugar blobs at the Dunkin' on Route 113 between the American Legion and Route 93.

Stunningly, I finally finished painting the Aston Martin DBS that I have been working on for two years. As of this writing, I am detailing the engine compartment. Then it is final assembly time. The body has been mildly customized and the paint is Tamiya Cobalt Green with a light coat of

pearl and then clear.

I won't have it done for NNL East, but I will be finished for our show, damn it!

Paul

Reminder: Our meetings will from now on be held at the Dracut American Legion Hall located at 574 Broadway Road (Rte 113) in Dracut MA

We will meet in the downstairs hall (parking and entrance are located in the rear of the building) at 1:00 PM.



The Classic Plastic Model Club sends our sincerest sympathy and condolences to club member Donny Lewis and family for the loss of their father, Donald Lewis, Sr. on December 6th 2021.

Reminder: It is membership renewal time!

It's that time of the year, again. Due to the pandemic the club voted to suspend collecting membership dues for 2021. As we returned to in-person meetings it became apparent that hall rental and supply costs had increased significantly.

We've steadfastly held membership dues at \$30 per year for the previous 20 years and recently decided we need to keep pace with rising costs via an increase.

For 2022 membership dues we've increased the cost by only \$5 per year to **\$35 per year** (still a bargain).

Tim Rhine will be accepting membership renewals at the January and February meetings. For those long distance members, a membership renewal form will be supplied with this newsletter for your convenience. Please mail in your renewal to Tim Rhine along with your check or money order.



GraniteCon 2021 show

by Mac Johnston

I would like to thank ALL the CPMC club members who came and supported our show, GraniteCon, this year. You truly made a difference with your outstanding entries. We had reserved a separate room in anticipation of any overflow of entries and then decided to put the automotive classes in that area by itself. It proved to be the right choice as there were enough automotive entries to pretty much have their own show!!! I understand we had 19 Classic Plastic members participate; a terrific turnout and great support from you guys!

I wish we could have given awards to all the entries for all the work that was done by our contestants. Covid isolation helped produce some fine modeling examples and amounts.

Our best previous GraniteCon show total ever was 368 entries. This year we had an amazing 512 entries from the 105 entrants. These numbers might never be reached again but we'll go with it.

As I've mentioned before, if anyone has any comments or ideas that might help in the future, I'll gladly listen to them. We want to improve and make our show one of the best in the country.

Note that our 2022 show will be held on the same October weekend (Oct 16, 2022) as our previous shows.

Many thanks again,

Mac Johnston

Granite State Modelers Club

GraniteCon 2021 pictures by Guil Rosa





2021 Christmas Toy Drive

by Toy Drive Santa Joe Baril

For 2021 we spent \$2293 on toys but thanks to smart shopping techniques (coupons and price adjustments) by my daughter Tammy and extra donations (from elves Tammy and Ed Arrajj and from me) we were able to buy an estimated \$2500 worth of toys (175 pieces in total including two bicycles).

I'd like to thank Tammy Baril and Ed Arrajj for all their hard work helping with the Christmas Toy Drive.

On Sunday, November 28th my elves Tammy Baril, Ed Arrajj, Paul Anagnostopoulos and Tim Rhine and I delivered the toys to the Tewksbury Fire Station, the collection hub for the Toys-For-Local-Children charity. The following pictures show just a fraction of the results of your generous donations.

We have a \$1000 head start on the 2022 Toy Drive but are far short of our \$2200 goal. Thanks to all who have donated to this worthy cause and we appreciate in advance your generous donations for the 2022 campaign.

Thanks, Joe





2021: the year in review

by Associate Treasurer Tim Rhine

Hello fellow members. Let me start by saying I wish all of you and your families a very happy, healthy and safe New Year 2022.

Well, 2021 was not a whole lot better than 2020 but there were some bright spots we can talk about.

We resumed in-person meetings again; and that is so awesome. It's amazing that you don't realize how much you miss something until you can't do it. After all the things that happened in 2020 it was nice to at least be able to get out once a month and spend time with friends for a club meeting.

Speaking of meetings, due to the march of progress we've lost our long time meeting hall after almost 30 years of use. We searched for months with no luck and then Art Paquin dug deep and called in a few favors and found us a new hall (huge thanks to Art). As you read this we should be sitting in our new home, the Dracut MA American Legion Hall, for our first meeting.

We went to our first model show in almost two years and it was fantastic. I know a bunch of CPMC members, I think 19 or so, went to the GraniteCon show in Manchester NH. Classic Plastic was well represented as usual. A lot of awards were won by our club. Congratulations to all who won and to those who attended. Overall it was a great day spent with fellow club members and friends. It was a nice slice of normalcy.

Also, the NNL EAST show is planned to go on for 2022. I am super excited for this as it's been a few long years without the club Road Warrior trip to New Jersey. As of the writing of this article in mid December their website says it is still happening on 4-23-2022. Let's hope it happens.

So far I've noticed that a lot of new and exciting kits should be coming out in 2022. All new moulds not re-pops of older kits. Also, more and more aftermarket parts are being produced, which makes for more detailed builds. All of that is be a bright spot for the hobby we all love.

One last bright spot is we have not seen the French maid in a while; let's hope we clean up after ourselves and she's not needed at the new meeting hall.

On a sad note we lost another club member this year, Deb Maquire passed away suddenly in October. She was an absolutely wonderful person and will be missed by all of us. Our hearts go out to Moto Maguire and their family.

Also, we've had a few older club members who were, we feared, M-I-A but have had wellness checks to make sure they are well. They know if they need help from any of us club members in any way we are all to assist.

Well that's it for now, I hope to see you all soon.

Be safe, Tim

Notice: We'll have brand new CPMC T-shirts for sale at the January meeting!



Our 2021 Christmas Party

by Associate Treasurer Tim Rhine

This year we were lucky enough to have our annual Christmas dinner party as last year (2020) we had to cancel it because of Covid 19 restrictions.

We had 26 people attend our party this year and, as is our tradition, we had the annual Yankee Swap event. The swap is always a lot of fun; let's see who builds what they got! Who doesn't like a new surprise model kit!

The food was outstanding as always and the service was fantastic. Some great conversations ensued and a fun day with friends was had. I'm looking forward to our 2022 party and hoping more members will attend. If you were not there you were missed.

Happy Holidays from your favorite French Maid, Tim





MPC Coca-Cola '69 Charger

by Ruane Crummett

Ever since receiving the June 2020 issue of Scale Auto Magazine where I saw the review of the MPC Coca Cola 69 Dodge Charger, I knew I had to build it. I think it was the decals on the front end with the retro green (bottle) with condensation drops that got me. Although, who does not like the lines of the Dodge Charger?

I could have ordered it online but with Covid I wanted to support a local hobby shop. I waited and waited for Harry's Hobbies to open back up. Once open, Linda and I took a ride down, but they did not have it. Fear not, for Katey made a phone call and said she'd have it the next day! So we took another trip to Harry's and retrieved it.

You'd think after all that I would have started it and finished it right away. It's been a weird year and it took a while to get this model done.

I decided to try Tamiya TS-86 Pure red, but first used pink primer. Before I get ahead of myself, let's talk about the kit. I was disappointed by the quality of the body. Where the rear roof rails meet the side body there was significant excess flash. It sanded out nice, but I was irritated to have to sand so much.

For wheels there was a choice of a five star design or wire wheels. I went with the sportier five star design, but it was nice to have a choice. When I went to cut them from the sprue, I found one was already broken off which, consequently, had taken a little chunk out of the wheel. I had to touch it up with a Molotow chrome pen. I painted the interior of the wheels with Tamiya gun metal acrylic. It's not that noticeable, but I know its there.

The undercarriage has some nice detailing and I added a few colors to make it look more realistic.

The interior comes with seat cover decals for the front. They are rather 'busy' looking, but what the heck it's a 'Coke' car so I used them. The seat belts are molded in and you must paint them first as the seat cover decal has a clear gap in it to accommodate them. Unfortunately, the raised seat belt makes the decal not sit so well; they might as well have put the seat belts on the decals and made the seats flush. On the first decal, while trying to move it a little I ripped it, but got it back in place. I had read somewhere that there was an extra set of decals that could be used for the back seats - however on closer inspection I noticed the original decal sheet has an error on these decals - the Coke words are vertical rather than horizontal, so to their credit they added in two horizontal laying decals. I took a picture of the set on the car and the original decals. Also, the padding on the rear seats looks higher than on the front seats, so I don't think the decals would look that good on the rear.

The decals for the dash are quite fussy and some are very small, but I got them in place by some miracle. That really makes you feel old, when you try and see the fine details on models. When the dash is put in place, the steering wheel does not fit that great and it rests on the front seat. Also, the CB

radio is up against the center console. I think this is a poor design.

The exterior decals cover the whole front end and were very fussy to put on and to be honest I was dreading doing them. It took a lot of Microsol in order to get them to wrap around the body details and to flip over the front of the hood. I am very happy with the way it came out. The other thing I really liked was that they give you a lot of extra Coke decals allowing you to choose which to use. I also found a couple of helpful YouTube videos for guidance.

The kit was started in 2020 and put aside for a while, but I finally got back to it and completed it in time for GraniteCon. I would recommend this model to anyone.

Thanks, Ru





Kit review: JoHan AMC 1969 SC/Rambler with a great story

by Associate Treasurer Tim Rhine

This is a kit I've always wanted and I wanted to build it. I did not want it as a collectable or for the box art or any other reason. The one and only reason is this story. I have a customer named Bo who has a real 1:1 car and a cool story that goes with it.

One day on my way home I stopped to get some pictures for my build and Bo and I talked for about an hour and a half. He told me this story and as I was leaving he reached under his desk and hands me a model of the car he built when he was a teenager.

I'm going to build this model kit as is to honor Bo and keep a cool piece of the story for myself. So here is the story:

Go back to 1969 and my friend Bo is just a young boy and his dad is an AMC car guy. Bo is from Medford MA, born and raised.

So on a summer day they go to the local AMC dealership (sorry don't remember the name of the dealer or the town but it was local) and a young impressionable boy sat in his very first muscle car. As they walked in, roped off in the corner of the showroom sat a shiny new 1969 AMC SUPER STOCK SC/RAMBLER; red, white and blue, big air grabber hood scoop and a 4-speed. The young boy was in love.

While his dad was talking to the salesman, Bo snuck under the rope to sit behind the wheel. He told me he just had to take the chance of getting in trouble. The salesman came over yelling at him to get out of the car. The reason was there were only 1600 or so made and every dealer was only getting a few of them. This dealer was only getting one and this was it. Bo said he never got over that quick encounter with this car.

Now fast forward 30 years, I think 1998 or 1999 or so and Bo is now married with a 15 year old boy who also loves muscle cars. Bo the 3rd tells dad he wants to restore a muscle car and dad says "yes, but it has to be the right car".

Bo has his own repair shop and has restored cars before so he thought this would be a good father-son thing and good for the boy to learn about cars (by the way, Bo the 3rd now runs the repair shop).

So the young man starts looking everywhere and keeping dad posted on what he finds...Camaros, Chevelles, Chargers and others and dad keeps saying "no, it's not the right car".

One day dad comes home from work and his son says "Dad I think I found something different but I've never seen one before". He then shows dad a small for-sale ad on Craigslist about a 1969 SC/RAMBLER that was in pieces in a garage down on the Cape. As Bo scans the pictures he sees the dealer logo on the trunk lid. He is instantly shocked and thinks "what are the chances it's the same car?".

So Bo calls the number from the ad and has a long talk with the owner of the car. It turns out the guy bought the car new, is the original owner, is 'up there' in age and just can't put it back together himself and has no family to help.

Bo tells the guy he will be down that weekend with cash and a trailer. This is where the story gets really good - the owner of the car turns out to be the salesman who yelled at Bo that day at the dealership all those years ago. The salesman bought the car the day after Bo and his dad left the showroom.

After Bo finished restoring the beautiful car he drove down to the Cape and took that old man for one last ride in his rare muscle car. Bo said the old man smiled the whole time and kept telling Bo to "hammer it"!

This is a cool story and all true.

The car currently sits in the shop showroom of Bo's repair shop. It is one of the best restored SC/RAMBLERS in the country and has won awards at the AMC nationals every year since restoration.

Part of the deal with Bo and I is when the model is finished he wants to take it with him to the AMC nationals this year (August 2022) in Ohio.

Bo's shop is named Automotion and is located on Rte 3A in Billerica MA if you ever want to stop in to see it and have a great conversation about it as Bo is always there. Bo is a little grumpy now as he is getting older but loves talking muscle cars. The latest car he is working on is a Ford Country Squire Wagon with wood grain inserts and hubcaps but has a 429 4-speed and all power options - another really cool car.





Another adventure

by Scott Ridley

This adventure started with a phone call from modeling friend Ed Goodridge from Arlington, WA. I met Ed in a little hobby shop when I first moved to Bremerton, WA in the fall of 1981.

During the conversation Ed asked how far I was from Bowling Green, KY. I told him about 4-1/2 hours. He mentioned that the following weekend was the NHRA Hot Rod Reunion. It's a three day event and the second day would be the best day if I was only going to do one day. The following day I went on-line, read up on the show and bought a ticket.

That Friday morning I was off to the show, leaving at 4:30am and getting there at about 8:45am. It was a cool drive with a beautiful sunrise for company.

I spent the next 6-1/2 hours walking the show, taking pictures and watching some of the drag racing. The smell of rubber and nitro was great. I've never seen so many vintage drag cars in one place and they were all racing.

At the end of the day I was pretty tired and headed south for the drive home. As a bonus I enjoyed a beautiful sunset during the ride.

Here are a few of the 200 pictures I took at the show, I hope you enjoy them.

Scott





Meeting Minutes

November and December 2021
by Club Secretary Mike Siesicki

Nov 2021: We had 19 members attend the meeting in person along with three 'Zoomers' attend virtually.

Items discussed at this meeting were:

New meeting hall - the search is over; our new meeting hall is the American Legion in Dracut, MA and it opens at 1 PM on January 8th. Many thanks to Art Paquin for arranging the new hall! Moto's dogs are allowed in our meeting room only and only until somebody there complains.

Christmas Party – Sunday December 12th at noon at Lenzi's in Dracut

T-Shirts - Tim Rhine will have new shirts available at the January meeting

NNL East 2022 – Paul A will discuss plans soon, possibly at the January meeting or before

GraniteCon show – It was a success with room for improvement; auto classes need better descriptions, possibly some different classes and education of Granite State Modelers judges would help greatly.

December meeting in-house contest - Oldest Surviving Model Contest, bring your oldest surviving build.

Debbie Maguire – we plan to have a special award in her honor at our Show in October, 2022.

Toy Drive - we are up to \$3217. Thanks to those who have contributed. Joe will start shopping soon.

Kit Donations – we had a total of five open kits and four sealed kits donated today by Joe Baril, Ed Arrajj, Guil Rosa, Dave Perkins and Jeff Elliott. Pat Wilkins will count how many sealed kits we have in preparation for our 2022 show raffle

Raffle Winners -

Ken Barry - AMT '34 Ford

Paul Anagnostopoulos - Monogram '55 Chevy

Paul Yergeau - AMT Petty Race Team

Bill Murphy - '29 and '40 Ford Pickups

Show-N-Tell: S-N-T trophy winner was Tim Rhine

Mike Siesicki - Revell '64 Ford Fairlane; used Revell Ford Fairlane Thunderbolt kit and built to represent a stock '64 Fairlane with a wired 289 CI V8 with a 4-speed transmission, dual exhaust, Styled Steel wheels and whitewall tires. Model is painted with Model Master Wimbledon White with a Model Master Insignia Red interior

Mike Siesicki - Revell '68 Dodge Charger R/T; Hurst T-handle shifter 4-speed transmission, wired 440 4-BBL V8, Cragar SS mag wheels with Goodyear white lettered tires. Paint is Tamiya TS-54 Light Blue Metallic with a matching color interior and a white tail stripe

Tim Rhine - Tamiya Mercedes Benz Gullwing; built box stock finished in silver with a maroon interior

Tim Rhine - Revell VW Bus Press-Fit kit; added

interior details, finished in Salmon Orange and white
Dave Perkins - '66 Chevy Impala; Model Car Garage seat belt buckles and ribbon, dark flocking, painted Blazer Black with one coat of Tamiya Clear Pearl and five coats of Clear, interior is Dark Red Metallic topped with Dullcoat

Dave Perkins - Tornado Fighter Jet Cockpit

Marcos Fernandez - '64 Dodge 300 (Color me Gone) ProMod; added decals from original Color me Gone kit and an aftermarket '58 Christine front grill decal




Marcos Fernandez - Jungle Jim Vega; too many aftermarket parts to list here, recently stripped off the paint and re-did the blue, this time it came out much better

Ken Barry - Ala-Kart; built box stock, many 'mis-fit' parts so I had to do a lot of 'fitting', nice engine and chassis detail, painted Light Metallic Red

Ken Barry - '55 Nomad; built box stock (I think), ground off the stock exhaust, painted with Auto touch-up Red and Clear Coat paints

Show-N-Tell photos from November meeting:





Dec 2021: We had 21 members and two Zoom meeting attendees. Items discussed at this meeting were:

Lowell VFW hall – Good bye VFW! Thank you for the many memories!

Toy Drive - Many thanks to Joe and Tammy Baril for doing the Christmas shopping! They used the donations and Tammy's shopping know-how and gathered many great gifts for donation to the Toys-For-Local Children charity. Tim Rhine donated \$100 in memory of Del Paone. Thank you Tim!

NNL East 2022 - Paul Anagnostopoulos has reserved eight rooms at the host hotel.

Christmas Party – Yankee swap will be held there

Club T-Shirts – Tim will inventory and have ready for sale at the January meeting.

International Model Builders Museum donations – John Davison has received two built up models from Jan Fadden to donate in the memory of Barry. So far we have been unable to get a Del Paone built-up to donate. Many thanks to John Davison for his hard work on this.

CPMC Model Exhibition 2022 - we plan to have a '55 Chevy model display in honor of Debbie Maguire. More details to be discussed at the January meeting

Membership Renewal – Due to increases in our operating costs we've had to increase membership dues from \$30 to \$35. This is the first increase in almost 25 years so we think now is the time as our monthly meeting hall cost alone has quadrupled.

New raffle ticket price – Instead of \$2 each we've decided to change to three (3) for \$5.00 (a better deal!)

New England Dragway – FYI, the sale fell through

Oldest Surviving Model in-house contest winner - Joe Baril

Raffle Winners-

Tim Rhine - Revell 2010 Camaro

Paul Anagnostopoulos - Tamiya Mercedes-Benz SLK

Ken Barry - AMT '65 GTO

Charlie Larkin - AMT '95 Chevy

Dana Benoit - Monogram Sprint Car

Dana Benoit - JoHan '56 Pontiac

Show-N-Tell: S-N-T trophy winner was Guil Rosa

Guil Rosa - Tamiya 1/12th scale 1999 Yamaha YZF-R1; Another motorcycle model kit from Tamiya, I built it 'out-of-the-box' with the only change being the color of the bike (instead of the recommended factory colors I decided to go with the colors of my Brazilian Soccer team Clube Atletico Mineiro, the 'Galo' (Rooster) - a Black and White combo). I wanted for to try, for the first time, Gaia Notes paint, which was recommended by a Japanese friend. Meant for airbrush use, the paint needs to be thinned down to be used. I used a 1:3 paint to thinner ratio. Also, I used their Gloss Clear over the paint. Other than that I used Alclad II Chrome and their range of Hotmetal colors on the exhaust. It was a fun build and I do recommend the kit as well as Gaia Notes paints for those who want to try some different things.

Guil Rosa - Tamiya 1/12th scale Honda VFR750R(RC30); My first attempt at building a 1/12th scale model kit and motorcycle and I can only say "I'm hooked". I built it 'box stock' but was concerned the old kit decals would let me down so I decided to paint instead of applying decals on most of the red areas. I used Zero Paints for the body colors and Alclad II Metallics for the frame, engine and exhaust. I'm very happy with the results - so much so that I've already finished two other bikes with more to come in the future.

Dave Perkins - Model King '74 AMT T-bird; built box stock and finished with Tamiya Torquoise Pearl, kit decals sucked

Tim Rhine - Revell '29 Ford High-boy; added top, custom interior, push bar, engine wires

Tim Rhine - AMT Dirt Modified racer;

Mike Siesicki - Revell '30 Ford Model A Coupe; built box stock with a wired engine, painted with Tamiya TS-23 Light Blue with a white interior

Mike Siesicki - Revell Dom's '71 Fast and Furious GTX; converted to a bench seat interior, column mounted Tachometer and automatic shifter, painted with Model Master Green Go with Tamiya TS-18 Semi-Gloss Black interior, front and rear bumpers painted to match body color

Show-N-Tell photos for December meeting:



December meeting 'Oldest Build' in-house contest entries.
(Winner was Joe Baril)





Kit review: Monogram Chevy Luv

by Associate Treasurer Tim Rhine

The Monogram Chevy Luv street pick up (Kit no.85-4493) was released in 2020 under Revell licensing in 1:24th scale. It is a Monogram skill level 4 kit meaning it's recommend for ages 14 and up.

This is the first time this kit has been re-released since it was first issued in the 70's, is moulded in the USA in white with clear glass and has four black vinyl tires. The chrome tree is small but has all the basics that you will need.

Total parts count of 73 means that it is a basic kit but it is nicely detailed for an older kit.

For my build I ordered a 3D printed Chevrolet LS V-8 engine. I am choosing not to use the V-8 that came with the kit. (I will add that to my parts box for a future build.)

The decal sheet is nice with a choice of UFO (yes, UFO) graphics or stripes for the sides of the truck. I would have liked some emblems and dash gauge decals on the sheet, but these will work fine.


There are a few options for this kit - a cap for the truck bed and a choice of front spoilers.

The only thing I see that I don't like is that you have to glue the back of the cab on. Oddly, a lot of the Revell/Monogram kits were like this.

I do recommend this kit as it should be a fun and quick build depending how much detail you would like to add. Out of the box it should fun and overall look good.

Until the next review, be safe...

Tim



COMING EVENTS

- Feb 5, 2022** – Sat. – Club meeting at Dracut American Legion hall (lower hall), and broadcast via Zoom, 1 PM
- Mar 5, 2022** – Sat. – Club meeting at Dracut American Legion hall (lower hall), and broadcast via Zoom, 1 PM
- Mar 12, 2022** – Sat. – The 3rd annual Philly NNL at Simeone Foundation Auto Museum in Philadelphia
- Mar 27, 2022** – Sun. – RTS Expo show in Taunton MA
- Apr 2, 2022** – Sat. – Club meeting at Dracut American Legion hall (lower hall), and broadcast via Zoom, 1 PM
- Apr 3, 2022** – Sun. – ValleyCon 31 in Chicopee MA
- Apr 15, 2022** – Fri – Newsletter submission deadline
- Apr 23, 2022** – Sat. – NNL East 35 in Wayne NJ
- May 7, 2022** – Sat. – Club meeting at Dracut American Legion hall (lower hall), and broadcast via Zoom, 1 PM

Pictures from our last meeting at the Lowell VFW Hall



Meeting attendees lined up for one last group photo



We four (Joe, Dana, Ed and Art on screen) were at the very first meeting held at the Lowell VFW. We thank Dana Benoit for finding us this meeting hall. It has hosted our meetings and model kit auctions for almost 30 years!



Raffle ticket time, line up guys!



Mike picks the next raffle winner.



View heading in to the parking lot



Vets are not 'fonda' Jane.



Wonder what'll become of her?



View heading back from Jane's room.



First meeting attendees Joe and Ed close the hall door for the last time. Time marches on.



Comments from the Editor

by Newsletter Editor Art Paquin

I would like to thank Guil Rosa, Tim Rhine, Mike Siesicki, Mac Johnston, Scott Ridley, Ru Crummett, Paul Anagnostopoulos and Joe Baril for their inputs and efforts to help produce this newsletter issue. Also, I'd like to thank Dave Perkins for having the thoughtfulness, and for taking the time during the meeting, to use his phone as a camera showing Zoom meeting attendees the monthly entries.

The next deadline for newsletter article submission is **Friday, April 15th, 2022** with a scheduled distribution date of Saturday, May 7th, 2022. Submission of articles, pictures and comments are much appreciated.

Thanks,

Art

The Classic Plastic Model Club Newsletter

Volume 27, Number 4

The Classic Plastic Model Club Newsletter is published four times a year by the Classic Plastic Model Club.

President: Paul Anagnostopoulos

Spiritual President: Del Paone

Editor, Associate Treasurer and Vice President: Art Paquin

Associate Treasurer: Tim Rhine

Club Secretary: Mike Siesicki

Spiritual Club Secretary: Barry Fadden

Photographers: Pete the 'Wiz', Dave Perkins and Guil Rosa

Webmaster: Paul Anagnostopoulos

Historian and Kitmaster: Joe Baril

Show vendor coordinator: John Davison

New members and change of address please contact:

Tim Rhine at 978-604-9217 or trhine67@yahoo.com

Newsletter articles may also be submitted to the newsletter editor at: 421 The Hills Road, Horseshoe Bay, Texas 78657, or via e-mail to: paquinah@yahoo.com

PREFERRED HOBBY SHOP DIRECTORY

(Present your club membership card for the listed discount.)

ABC RC & Hobbies (10%) 11 Rockingham Road, Windham NH (603) 458-6481 www.abcrchobbies.com

CENTERLINE HOBBIES (10%) 167 Corporation Street, Hyannis, MA 02601 (508) 771-1244 www.centerlinehobbies.com

HARRY'S HOBBIES & COLLECTIBLES (20%) 250 E. Main St (Rte 495 Marketplace, behind Dunkin Donuts) Norton, MA 02766 (508) 285-8080 www.mymummy.com

HOBBY EMPORIUM (10%) 440 Middlesex Road, Tyngsboro, MA 01879 (978) 649-5055 Across from the Pheasant Lane Mall

HOBBYTOWN USA Apple Tree Mall, Londonderry, NH (603) 432-4881 www.hobbytown.com

HOG HEAVEN HOBBIES (TBD) 494 Main Street, Sturbridge, MA 01518 (508) 347-9350 www.hogheavenhobbies.com

THE SPARE TIME SHOP (20%) 222J East Main Street Marlboro, MA (508) 481-5786 www.sparetimeshop.com

THE HOBBY BUNKER 103 Albion St., Wakefield MA 01880 (781-321-8855) www.hobbybunker.com (10% off prices when membership card is shown prior to sale)

TURN 4 HOBBYTOWN 215A West Boylston Street (Rt 12), West Boylston, MA 01583 (10% off, show membership card)

Second Annual Model Contest & Swap Meet

Sunday, MARCH 27, 2022

Holiday Inn Taunton, Exit 9 off I-495, Taunton, MA



50+ Vendor Tables of model car kits, accessories, resin-cast, parts, die-cast & more!
Model Car & Truck Contest is Back!!

19 Model Car & Truck Contest Classes:
Including Box & Factory Stock, Competition, Race, Street Rods, Street Machines, Heavy & Light Commercial, Best in Show.
See reverse side for more details



Doors open on Sunday, March 27 at 9:00 AM

Spectator Admission:

\$8.00 (ages 12 to adult), children under 12 free

Model Registration:

\$8.00 for first two models, \$2.00 for each additional model. Juniors (under age 18) are Free

Saturday Pre-Show Get Together
3:00PM Hospitality Room

"This is How I Do It" Seminars

- Open to anyone who would like to show others how you foil, decal, sand, detail, etc...
- All modeling subjects and skill levels welcome.
- To reserve table and time, call Ed daRosa at 617-413-8668 See back page for currently scheduled seminars

- See back page for vendor sign-up and hotel information
- For show & vendor information, contact Stu Marcus at 603-382-9724 or cell-phone at 617-875-6675 or email: marcus_stuart@yahoo.com
- For contest information or trophy sponsorship, contact Ed daRosa at 617-413-8668 or email: edwarddarosa@hotmail.com

Find us on:
facebook.

The Tri-State Scale Model Car Club Presents:
35th Annual NINL Model Car Show EAST
SATURDAY APRIL 23RD 2022
RETRO THEME THE 50's SUB THEME TINY CARS
New Location
WAYNE PAL BUILDING, 1 PAL DRIVE, WAYNE, NJ 07470 USA. 9.00AM - 4.00PM

Retro Theme!
Remember When....

The Tri-State Scale Model Car Club Presents:
35th Annual NINL Model Car Show EAST
SUNDAY MARCH 27, 2022
THE 50's SUB THEME TINY CARS
New Location
PARSIPPANY P.A.L. BUILDING 33 BALDWIN RD., OFF RTE. 46, PARPAPPANY, NJ