

A New Year

By Club President Paul Anagnostopoulos

A new year is upon us, fellow modelers. I think it's going to be a fantastic year for the modeling community.

We had a marvelous holiday party at our December meeting. Wrapped kits were exchanged, kits and other goodies were raffled off, and mass quantities of pizza were consumed. It turns out that 16 large pizzas is the right number for our crowd, and Luke was happy to finish off the few remaining slices of black olive and onion. Thanks to the Dracut House of Pizza for providing the meal, and thanks to the club members who brought plates and utensils, chips, and desserts.

On Sunday, December 10, Tim Rhine, Joe Baril, his friend Rose, and I cruised off to Bill Murphy's storage unit to scope out his kit collection. We met Bill's brother Jim there. We expected to take only a quick inventory, but ended up moving about 40 boxes to our old storage unit. There were many sealed kits, lots of built-ups, magazines, tools, and other items. Tim and Art will inventory the kits and then we will sell or auction them at club meetings in 2024. Special thanks to Tim for doing all the heavy lifting.

We fixed the 2024 club dues at \$45 and will start pestering people for payment in January. I'm sorry to say that I won't be at the January meeting, but I'm not sorry to say that I'll be lying on the beach sipping rum drinks and doing nothing important. Don't forget to get a new club membership card when you pay your dues.

The last few meetings saw an increase in the number of models on display for show 'n' tell. Thanks to everyone for heeding Tim's call for more models. I brought a few older builds that some newer members hadn't seen. This is a lot of fun and I recommend it to others. We love to see your old builds. Even though this is a car model club, we welcome other types of models and even items from other hobbies.

After the usual project hopping, I've settled on the Revell '72 Olds Cutlass Supreme Custom. I really wanted to build a convertible. I'm using the hood from the '71 Olds, with its two sexy scoops. Some mild fender reshaping was done. After some serious frame hacking, I can shoehorn in the Ford GT500 Predator engine from Iceman Collections. It is an excellent 3D-printed engine. Color is to be determined; I'm experimenting with various orange colors over-sprayed with transparent red.

I hope everyone has the best possible 2024, with abundant happiness and health. The political realm is going to be absurd, but we always have our hobby and our friendships to keep us sane. Paul



2023; the year in review

By Tim Rhine

Hello fellow members. 2023 has seemed to fly by as it feels like only yesterday I was writing this about 2022.

2023 was a fun year in the hobby. The show season started with DowneastCon and ended with BayCon. Many won an award and some won a bunch of awards and we all had a lot of laughs at the shows. Classic Plastic is always well represented at these local shows. Congratulations to all who took home hardware in 2023. I still believe we have the best model builders in the country!

All involved put on another phenomenal Classic Plastic model show. The hard work and all the planning made it (in my mind) the best show of the year. I'm already excited for the 2024 show.

There were also a bunch of great new kits that came out this year. The Revell '71 Mustang was one that everyone was excitedly waiting for, as well as the Revell '71 Olds 442, just to name a few off the top of my head. I'm hoping the rumors we hear about 2024 kit releases are true. If yes, there will be even more exciting kits to come

Sadly I have to say we lost another great club member this year with the sudden passing of Bill Murphy just before our show. It just is not the same without his kind, friendly voice at our meetings. He is deeply missed by all. Now he is at a club meeting in heaven with all our other lost members.

My favorite experience from this year was the first Saturday of each month which I got to spend with friends talking about the hobby we love.

A huge "thank you" goes out to all club members for your generous donations to the toy drive throughout 2023. It was a huge success again this year. It is a great tradition started by Joe and Tammy Baril and we appreciated all they do for local disadvantaged kids. We have a nice head start for the 2024 toy drive but there is still a long way to go in 2024.

Thank you, too, to all the members who donate kits to the monthly raffle as it makes a huge difference. Congratulations to all the meeting raffle winners throughout the year, too.

Just some of the thoughts I have about 2023...and here's hoping 2024 will be just as fabulous of a year, an awesome safe holiday and fantastic New Year. See you all in 2024, be safe...Tim



BayCon show review

By Linda Follensbee and Ru Crummett



The 2023 Baycon show was held on November 5th at a new location, the Franklin (MA) Elks. You may remember that last year they held their show on the same day as the Classic Plastic show. They have also moved their location around as they had held it in Rhode Island for some years.



The new location was good for us, as we are only about 30 minutes away, but the facility was a little 'tight'. All the models were located in the main room along with the kitchen, so folks were waiting in line for food right at the models.

They had a good turnout for model entries. Their vendors were in the smaller room and it was quite crowded in there. We saw a lot of selling going on so they did well.

Linda and I both attended and we met Pat Wilkins there as well. I don't think there was anyone else attending from the club. All three of us did well and won awards. There were some great models on display. Charlie Rowley was there with his awesome models, which is always a treat. We met a lot of interesting and friendly modelers.

It was a great time and we'd encourage everyone to attend next year if they are able.

Ru and Linda





Christmas Party 2023

By Tim Rhine

Merry Christmas and Happy New Year to you all.

On Saturday December 2nd 2023 we held our annual holiday party. It was a fun day. There was very little club business to talk about but we did that quick and let the fun begin.

We had a great turnout with 35 members in attendance, some of whom we only see a few times a year and it's always good to see them. Paul A (a.k.a. the Prez) ordered 16 pizzas and a bunch of members brought in assorted desserts. The spread was full and good!

The tradition of the Yankee Swap was super fun this year and we had 23 or 24 members participate. All awesome kits were given out and some swaps were made. Happy model building to you all. If you didn't participate in the swap this year plan on it next year as it is a lot of fun

We did the monthly raffle and Santa gave out some extra tickets. After everyone had eaten until they had full large Santa bellies we just talked about models for the rest of the afternoon. We even shared the pizza with the two bartenders.

Thank you to everyone who attended and an extra thank you to all who brought in a dessert.

Have a happy and safe holiday. Until 2024...Be safe, Tim





GraniteCon 2023 show review

By Tim Rhine

Hello fellow builders. This October 15th show was the last show of the 2023 that I could make it to (there was one more, BayCon 2023).

Mac Johnston and all the guys and gals of the Granite State Modelers club worked really hard to make it a great show...and they accomplished what they set out to do.

They had lost the location they had used for many years so they needed to find a new home for their annual show. That new location was the Weare NH Middle School and the Town of Weare even helped promote the show.

Show turnout was fantastic, a 'ton' of parking and a food truck that I was told was very good. A few of us Classic Plastic members attending opted to go down the street to a pizza shop for lunch.

On to the show. Their tables were full and anything you can think of was entered there. Builders came from all over the world, bringing many outstanding builds.

Show vendors were OK as it is an IPMS show so you expect not much in the way of automotive stuff for sale, but you know that going in so it's not a big deal.



Classic Plastic was well represented, as always, with these members (awards won) attending: Jason Hanscom (1), Linda Follensbee and Ru Crummett (5), Mike 'Doc' Freitas, Tim Rhine (4), Mac Johnston (2), Mike Woods, Dave Perkins (2), Paul Paradis (3), Pat Wilkins (1) award (Pat also helped with their automotive classes judging), Moto Maguire, Guil Rosa (2) and Joe Baril.

To me it was a much smoother show than last year with respect to the judging. I heard no complaints.

It was another fantastic show put on by the Granite State Modelers and I'd like to thank them for all their hard work. I'm already looking forward to their show for next year.

Here are some pictures to enjoy from the show. Until the next show, happy building and be safe. Tim






GraniteCon pictures continue on page 6

GraniteCon pictures continued from page 5







Fulton NY show review

By Linda Follensbee and Ru Crummett



The Fulton show is always held the Sunday before Thanksgiving along the Great Lakes in Fulton, NY.

Weather is always an issue, but this year the forecast promised no snow so Linda and I took the 300 mile ride.


The show was great. They hold it in a Firehouse. Models are shown in the cafeteria. The Fire Dept. handled the food, all of which was very good. Vendors are set up in the attached garage where two fire trucks are usually parked. That gives you an idea that there is a BIG room for vendors, and there were quite a few. There were some very good sales to be had. The ladies from Detail Master were there and had lots of goodies for sale.

This show caters to large trucks, but has all kinds of cars as well. The models on the tables were amazing including a scratch built school bus that won best of show. This bus looked like someone had taken a full size one and scaled it down to 1/25 scale.

There is an amazing builder from Canada named Robert. He has a YouTube channel and what he builds is never out of the box. Several of his amazing trucks were there as well. We met several other people with YouTube channels, too.

It was a fun day, although too short (always). There were a lot of deals to be had and a lot of good modeling talk.

If you can, you should consider making the trek next year. Linda & Ru



Model Subject: CADILLAC CUSTOM





Guess who we ran into:

Long distance (Albertville AL) club members Barbara and Ken Denza ran into former club member Alex Melnychuk at the 2023 SCMA Model Show in Charleston SC on October 14th. Alex is a tremendous modeler and his talent and effort were rewarded by winning the Best of the Best award at the show. Congratulations Alex!





2023 CPMC Toy Drive Wrap Up

By Tammy Baril

Hello generous club members! My dad and I once again had the privilege of shopping for this year's toy donation. The shopping limit was set at \$2000 this year. It was my personal mission to purchase as many toys as possible with the money so that your donations could reach as many families as possible. I started the toy shopping early when I noticed a great sale at Target online for 18" Fashion Dolls. These are very popular with little girls (think affordable versions of the American Girl dolls). I purchased four dolls at a cost of \$75.49. This was a savings of almost \$40! Don't you just love a bargain? I do!

Dad and I headed to Target for our first in store shopping trip. It was a very successful trip! As we shopped, I scanned the items on the Target app and discovered most of the toys were cheaper online compared to in the store. When we got to the register to check out, I explained to the cashier that we were shopping for a toy donation and I would like to price adjust the toys to the online price as she rang in each item. The cashier, Kenna, was amazing! She loved what we were doing and let me scan each item after her and adjusted the price for almost every single item. Some items were more than half off online compared to the store price. I used my Target card so that saved us an extra 5% off the total. We ended up spending \$740 this trip.

For our next shopping trip, Dad and I headed to Wal-Mart. As we walked through the store with the overflowing carriages, some employees would comment on the amount of items. I would let them know about the donation and they thought it was wonderful. Unfortunately, our cashier didn't seem as enthusiastic. Despite the grumpy cashier, it was a productive and successful trip. We purchased another \$740 worth of toys. I used my Wal-Mart credit card which pays cash back on purchases. I applied the cash back credit to the purchase, lowering the cost to the club. The next day, my dad spotted a great deal on 20" bikes while at another Wal-Mart. The bikes were \$58 each. Dad left the store with two bikes. One bike was purchased from the club donation money and the other bike was purchased and donated by Dad's sister, Brenda, and his girlfriend, Rose.

Even though I had priced adjusted the toys at the register at Target, I continued to monitor for sales on the items we had already purchased. I went back a few times for additional price adjustments. You may not know this

but Target's Black Friday sales actually start online on Thanksgiving. After stuffing myself with turkey, I placed an online order. I found some excellent deals. Some of the items we had already purchased were even cheaper but you cannot price adjust to a black Friday deal. As a work around, I purchased the sale items again at the lower price and then later returned the original purchase at the higher price. For example, we had purchased a toy set for \$24.99 and the Black Friday price was \$9.99. The \$15 savings allowed us to purchase an additional toy for another child.

On November 27th, Dad and I ventured out to Target again to complete the shopping. I found some amazing deals online again. When it was time to go checkout, the same cashier (Kenna) from our first trip was working again. She had remembered us and once again allowed me to scan and price-adjust each item as she scanned it. She commented what a great thing it is we are doing and she was happy to help. John Davison had three Lego sets that he wanted to donate to the toy donation, so he met up with us while we were at Target.

On Saturday, December 2nd, Dad and I met Tim, Paul, and Eddie at the storage unit to pick up the toys. Eddie came with three additional toys to add to the donation. I had added five additional toys as well. Once we loaded all the toys and the bikes into the cars, we headed to the Tewksbury Fire Department to meet up with David Smith from Toys for Local Children. David was very happy to receive the club's donation of **176 toys and two bikes**. We spent a little under \$2000 but the value of the items donated was \$3000! David is very appreciative of the club's efforts and support over the years.


Thank you all for your generous donations that make this possible. Your donations make a difference in the lives of many children who otherwise may not get to experience the joys of the season. It may seem like a lot of work trying to get the best deals, but it is also very rewarding and the highlight of my holiday season. Thank you for allowing me the privilege of shopping for this great cause. Dad and I would like to wish you a wonderful holiday and a happy and healthy new year!





Toy Drive pictures continue on Page 12

Toy Drive pictures continued from Page 11



Donated by Tammy B. Donated by John D.



Kit Review: Lincoln LSC Pro Street

By Jason Hanscom






Happy New Year!!

Here is my review of the Revell Lincoln LSC Pro Street. It's a skill level 5, 1/25th scale kit, part number 14537 and molded in white, chrome, and clear.

This kit was originally released in 1990, and remains unchanged with the exception of a new decal sheet. My kit is molded very cleanly, with minimal flash, and clean up needed. However, the body in my kit is slightly warped.

Something to keep in mind with this kit is, Revell had issues at the distribution level and this kit may have sat in a hot container, much like the Moebius ramp trucks did. You may recall that this is the reason Moebius gave for all the warping issues experienced with their kits. Otherwise this looks to be a very nice kit.

Until next time remember, keep having fun at the bench!!
Jason.





Ed's Car Corner:

Joe Weatherly's 1961 Pontiac 2-door
Catalina Hardtop
By Ed Doering

Here is my review of Moebius/Model King Joe Weatherly's 1961 Pontiac 2-door Catalina Hardtop (kit number 1221) produced in 1/25th scale at Skill Level – 3.

The 1960s saw the advent of the muscle car era. All manufacturers of that time became very involved in producing exciting, power-backed cars, to meet the demands of the ever-increasing youth market, hungry for speed. The days of sluggish, under-powered cars were over, and America got in step with the Jet Age.

The advent of the 1960s also saw these car makers getting heavily involved in both drag racing and stock car racing in both USAC and NASCAR.

One of the more potent cars to come out of Detroit was Pontiac, produced by GM. Armed with power-packed engine options, to include the 389 Super Duty motor, race drivers eagerly took a good look at what Pontiac had to offer. Equipped with either a single 4-barrel, or the factory option of the famed 'Tri-Power' set up of three 2-barrel carbs, Pontiac was very much the forerunner in the racing environments across America.

For years, the only 1961 Pontiac model kits were the original 1961 issued kits from AMT. As we moved into the 1970s, 1980s and beyond, that original AMT kit became hard to find, reaching rare status. Some resin kits were produced, but they often lacked the crisp casting of the original AMT kit. Modelers began to send 'wish lists' to the various model kit makers, asking why they were ignoring these rather historic Pontiacs. Modelers especially yearned for a kit of the 1961 Pontiac Catalina Hardtop, in order to build some of the more famous cars driven by some of USAC's and NASCAR's star drivers.

Well, the long wait is over! Moebius, continuing with their fine recent releases of the 1952 Hudson Hornet and 1956 Chrysler 300-C, answered the call with their now readily available Joe Weatherly 1961 Pontiac Catalina 2-door hardtop. The kit's now on the shelves at Model Empire, or from various on-line sites.

The Catalina was smaller than the flag ship Bonneville and, along with the Ventura, was the choice for those wishing to race the 1961 Pontiacs. With its mid-size, and the famous 'Wide Track' these cars, equipped with the 389 engine, producing 368 horsepower on a single 4-barrel carb, became a much-feared contender in the racing world. Also, several police departments across the nation chose the Pontiac for squad car duties.

Let's now take an eager look at this brand new Moebius release:

The kit comes in the standard square box we all are familiar with. Upon opening the kit, you will get a large folded instruction manual, which folds out almost like a poster.

This instruction manual has both worded instructions, as were the state of the art of kits of the 1960s, as well as the traditional pictures and arrows showing where to attach the over 100 finely molded, flash-free parts.

The manual also provides the correct paint colors for every part in the kit, thru-out the assembly of this scale replica of Joe Weatherly's #8 car. Pontiac Engine Blue is called out for the motor color. The Pontiac motor color of the early 1960s was not the color Model Master produces as the metallic-colored Pontiac Engine Blue. Instead, the paint color was more of a turquoise color, and a good match is either Boyd's #52705 – Pacific Blue, or Model Master's 1950s Aqua.

The front page of the instruction manual has an area designated for breaking down what color for all the parts in the kit. These suggestions are accurate to how stock cars and their numerous parts making up the actual car were painted.

Additionally, large photos of painted parts will show you how the motor bay, firewall, door panels, motor, roll cage, dash and completed and decaled car should look. For the floor, it's suggested to use Red Oxide Primer, with the body color over-sprayed onto it. If you can't find Red Oxide Primer, Hull Red for ship models will work just as well.

The instruction sheet also makes reference to using Bare Metal Foil for the chrome trim, although for the body trim, I'd prefer masking it off and using Al-Clad Chrome. The sheet also tells the modeler to use a variety of colors and finishes thru-out the model, to make for a more realistic model, with light weathering of frame and suspension parts.

There are six (6) assembly blocks comprising the building of this kit. As typical of most car kits these days, construction begins with the famous 389 Super Duty motor. No less than about 30 parts are needed to build this famous engine, and the parts are very crisply molded in exacting detail. Correctly, this 389 comes with the race single 4-barrel carb set up. I take exception with this piece. To me, the carb part is too small and doesn't have the detail of a slightly larger carb. Instead, I'd go hunting for a resin Holley 4-barrel carb. The correct racing air-cleaner is in the kit, as well as a period correct intake manifold.

Valve covers include an oil breather cap, for both sides. The valve covers come chrome plated, but I'd soak them in bleach to de-chrome them, and then either paint them with the correct Pontiac Engine Blue/Aqua I mentioned earlier, or black or a metal color.

Regarding the frame, suspension and running gear, in fact, as I opened this kit, I couldn't help but see that basically, Moebius molded a 1961 Catalina body, and placed it very much on the same sort of build-up as the make up of AMT's 1962 Catalina. The parts are almost exactly the same.

I know for a fact that for USAC and NASCAR stock car racing a single 4-barrel carb was used on the 389 motor, rendering 368 Horse-power. I wonder though if the 'factory issued' 'Tri-Power' carb set up was also used, seeing as it was a 'factory' part and should have been legal?

For those doing this Weatherly car, you'll find the correct factory-issued 'Tri-Y' exhaust manifolds. Additionally, the

correct exhaust dumps feeding off the 'Tri-Y' exhaust headers, are included.

The kit very nicely gives you the correct 1960s era race bucket seat, to include seat belt and shoulder harness, complete with the rear piece of the shoulder harness that anchors to the roll cage - nice. The dash is nicely rendered, and includes a race gauges panel. There are gauge decals included on the decal sheet.

The frame pan has the interior floor molded onto the upper surface, while the bottom constitutes the actual underbody frame pan. The pan should be shot in the body color of your choice, while the actual frame rails should be a blackish color.

Door panel upholstery is a separate part and attaches to the interior floor and the dash. A Molotow chrome pen should be used to accent the window cranks and door handles, etc.

The rear seat has already been removed for you. This makes building a USAC or NASCAR model easy.

Of course, the kit includes a period correct roll cage. But, in my opinion, the size of the bars used to make the cage is a bit small. One can always opt to use a Plastic Performance Products roll cage kit #RC. They can be obtained from Southern Motorsports Hobbies, on-line.

Correct racing stock car wheels are included, although they could be a bit more dished, as well as tires for the 1960s, but the tires could be a bit wider.

The front and rear suspension is made up of separate parts as well.

The front windshield and rear window are also separate parts and are very clear. Pay attention to how the glass is installed. Instructions seem to show that the rear glass is inserted from the outside of the body. Be sure to use either white glue, or glue made for clear plastic parts.

A chrome tree has the front grille and both bumpers. Chrome is bright and sealed in its own plastic bag, as is the glass. Door handles are separate pieces.

Of course, the hood's a separate piece and you get the hood hinges.

Separate frame rails attach to the frame pan. Very nice! A battery is included, too.

The body itself is perfectly rendered in scale and looks the way a 1961 Catalina should look.

The decal sheet offers markings for two versions of Weatherly's #8 car, one being the car as raced in the 1961 'Daytona 500' sponsored by Stephen's Pontiac or the car as raced for the remainder of the 1961 NASCAR season - sponsored by Gilman Pontiac. The decals have very little film around the image edges and appear to be of Cartographic quality.

Now then...there has, over the years since the 1960s, been a lot of talk as to what is the correct color for the #8 car Bud Moore built for Weatherly. The kit states normal red and black. However, I own a copy of the 1961 Racing Pictorial, in which the 'real' car is shown to be painted in a sort of maroon and black. The closest paint I could find to match the

color shown in Racing Pictorial is Testors One-Coat Lacquer #1838 - Mythical Maroon, so I'd go with that, and black.

For those not wishing to do the #8 Weatherly car, have no fear. Currently, there are aftermarket decal sets to do the following cars: #6 Ralph Earnhardt or 'Cotton' Owens, #3 David Pearson, #59 'Tiger' Tom Pistone, #27 'Junior' Johnson, #31 Paul Goldsmith, #28 'Kuzie' Kuzmanich, #53 Bob Burdick, and #47 Jack Smith. These decals can be obtained thru either Southern Motorsports Hobbies, or Mike's Decals, on-line.

As for now, we FINALLY have a GREAT 1961 Pontiac Catalina Stock Car kit to build. Moebius should be applauded for their fine job on this long awaited kit. It rates a perfect 10 in my rankings. So, grab one, get the paint and glue ready and happy building!

ED



It's club membership renewal time!

Please remember to bring your club membership renewal (\$45) in cash or check to the next meeting you attend.

If you wish to renew by mail please send your check or money order (also include your name somewhere) to:

Tim Rhine, 29 Young St., Tewksbury, MA 01876

Remember to ask Tim for your new membership card!



Kit Review: Monogram Land Rover

By Tim Rhine

I thought I would dig into my stash for an old kit to review and I selected the 1/24th scale Monogram Land Rover kit (#2279) which was released only one time in 1981.




I have had two of these kits over the years and ended up giving them to fellow club members. I decided I wanted to build one so the search was on. No surprise, I found one at NNL EAST a few years ago and it was sealed. Key word is 'was' as I opened it for this kit review and that's OK because I'm going to build this one.

On to the kit...the box does not provide a parts count but it looks to be around 80 or so, which is typical for Monogram kits during that era.

The kit is molded in white with clear parts and vinyl tires. There is no flash on the parts or sprues. Decals even look perfect and ready to use so considering how old they are that's awesome. It does come with a roof rack that is not pictured on the box art.

By the way, I think the box art is really cool. I think with some aftermarket parts this will turn out to be a fun build. I hope you enjoy looking at a vintage kit. Only 14 years old when it was released, I remember seeing it at my local store.

Until the next review, happy building and be safe.
Tim



MONOGRAM KIT 2279 1/24 SCALE
MONOGRAM LAND ROVER
 MONOGRAM MODELS, INC. Morton Grove, Ill. Copyright © 1981. All rights reserved. Made in U.S.A. 2279-0300

READ THIS BEFORE YOU BEGIN
 1. Check for missing parts.
 2. Read the instructions.
 3. Do not use glue on plastic.
 4. Do not use water on plastic.
 5. Do not use heat on plastic.
 6. Do not use sharp objects on plastic.
 7. Do not use solvents on plastic.
 8. Do not use sandpaper on plastic.
 9. Do not use wire brushes on plastic.
 10. Do not use metal tools on plastic.
 11. Do not use power tools on plastic.
 12. Do not use compressed air on plastic.
 13. Do not use ultrasonic cleaners on plastic.
 14. Do not use steam on plastic.
 15. Do not use fire on plastic.
 16. Do not use knives on plastic.
 17. Do not use scissors on plastic.
 18. Do not use pliers on plastic.
 19. Do not use hammers on plastic.
 20. Do not use mallets on plastic.
 21. Do not use wrenches on plastic.
 22. Do not use sockets on plastic.
 23. Do not use ratchets on plastic.
 24. Do not use screwdrivers on plastic.
 25. Do not use nut drivers on plastic.
 26. Do not use bits on plastic.
 27. Do not use bits on plastic.
 28. Do not use bits on plastic.
 29. Do not use bits on plastic.
 30. Do not use bits on plastic.

LAND ROVER 2279-0300



Christmas 2024 will be here before you know it so please donate to the Classic Plastic Model Club annual Toy Drive Fund at our meetings or mail a check to Tim Rhine, 29 Young St. Tewksbury, MA 01876 (please note 'Toy Drive' on your check). All money collected goes directly to buying toys for underprivileged local children.



Meeting Minutes

November and December 2023

By Club Secretary TBD

November 2023: We had 23 members attend the meeting in person and three Zoom attendees. Items discussed were:

Club Secretary – Beginning at the January 2024 meeting, Jason Hanscom will assume the vacant Club Secretary position. Thank you for volunteering Jason.

Contest 2023 – Discussed items:

Contest financial metrics were discussed

Elks Hall – we decided to look into donating a few tables to them to replace those they've had damaged

Contest 2024 – Discussed and decided items:

Do we want to change anything? Not much, see below: Ru Crummett (winner of the 2023 Club Challenge) has selected 'Ford Pickups in honor of Bill Murphy' as the 2024 Club Challenge subject

We decided to raise vendor table prices and class sponsorship prices from \$35 to \$40 per. This should generate an additional \$300-\$325 in revenue.

Christmas Party 2023 – Paul A will buy 16 pizzas and we suggest people voluntarily bring in a dessert or salad. Additionally, we will have a 'Yankee Swap' event (participants must bring a sealed new kit wrapped in Christmas paper to pick and trade) at the party, a CPMC tradition for many years now.

Toy Drive – We hit our goal of donations for 2023 shopping (\$2467 to be exact) Joe and Tammy will soon start shopping and have set a limit of \$2000 with the remainder applied to the 2024 Toy Drive.

Kit donations:

Tim Rhine - one (1) sealed kit

Paul Anagnostopoulos – one (1) sealed kit

Paul Yergeau - two (2) sealed kits

Eddie Arrajj - one (1) sealed kit

Dave Perkins - two (2) open and one (1) sealed kits

Raffle Winners:

Rich Arakelian – AMT Corvette

Rich Arakelian – AMT 1932 Ford

Dave Perkins – AMT Buick Electra 225

Dick Freeman – Lindberg 1965 Dodge Polara

Dick Freeman – Revell Chevy SSR Truck

Dick Freeman – Revell 1990 Mustang

Paul Yergeau – Revell Porsche Tractor

Jason Hanscom – Revell Acura RSX Tuner

Scott Ryder – Revell 1969 Shelby Mustang

Show-N-Tell:

November Winner: Bart Navarro. As there will be no Show-n-Tell in December Bart will select the January Show-n-Tell winner. Bart selected a Monogram 1937 Ford Street Rod as his prize

Jason Hanscom – Iceman Collections 3D resin printed 429 Drag motor

Jason Hanscom – AMT Studebaker 3n1

Jason Hanscom – AMT ProShop '57 Chrysler 300C

Dave Perkins – Tamiya 240Z Fairlady in progress, Hobby Time photo-etch, adding wiring, Splash Violet Metallic

Tim Rhine – Revell '49 Mercury in process

Tim Rhine – AMT '58 Plymouth Belvedere built box stock

John Davison – Dyosha Lamborghini Urus in 1/43rd scale

John Davison – Dyosha Lamborghini Revelon in 1/43rd scale

John Davison – Monogram Popper Chopper along with my 1st place trophy won at our 1999 Classic Plastic show

Mark Lavalliere – Tribute to Tom Brady G.O.A.T.

Dick Freeman – Die-cast 1940s Cadillac, an old antique toy

Dick Freeman – AMT 1940 Deluxe Coupe, an original issue, still-in-the-box unbuilt kit; my Holy Grail

Paul Anagnostopoulos – customized Ice-T

Paul Anagnostopoulos – Torino

Peter Patalano – '48 Ford Convertible finished in red with a tan interior

Scott Ryder – AMT 1953 Ford Pickup, added dents and rust areas, took off right fender and running board, weathered and rusted look done by using chalks

Mike Siesicki – AMT 1987 Ford Mustang GT built as a 1991 Mustang GT as seen in the TV series Stumptown (2019)

Mike Siesicki – Revell 1966 Pontiac GTO, Hurst T-handle shifter, white letter tires finished with Tamiya Champagne Gold

Joe Baril – MPC Pinto Modified built box stock 1975ish, an original survivor from 48 years ago

Joe Baril – MPC Rat Vega Modified also built box stock 1975ish, an original survivor from 48 years ago

Bart Navarro – 1949 Ford Convertible built out of the box and finished with Testors enamel

Bart Navarro – Military themed diorama 2-ton (I think) truck and two Jeeps all weathered

Marcos Fernandez Nanita – Tommy Ivo Arrow Funny Car, combined Competition Resin with Revell new style funny car

Nate Bemis – Revell Fruit Of The Loom Dodge Avenger Funny Car in progress, building box stock except for Future Attraction after-market slicks

Nate Bemis – two each 1/20th scale Tamiya Ferrari 312T3, started in 1992 before taking a modeling hiatus, conceived as a diorama (along with the 1/20th Tamiya Pit crew model), as of now this is my next project

John Ellis – 1960 Bonneville built for me by Tim Rhine

Joe Angers – Tamiya GMA T.50, completed the engine and mated it to the front half of the chassis, mostly painted Tamiya LP and Mr. Color lacquers


Paul Paradis – AMT '65 Grand Prix, fully detailed engine and interior, Bare-Metal foiled, Dupli-color Bahama Blue Metallic with clear coat and Pledge Floor Wax to make it shine

Show-N-Tell photos from November meeting:



November pictures continue on page 18

November pictures continued from page 17



December 2023: We had 35 members and one Zoom attendee. Items discussed at this meeting were minimal as today is our Christmas Party: **Membership Dues 2024** – We decided to set the 2024 membership dues at \$45 per member. **Toy Drive 2024** – we collected \$81 this meeting **New Member** – today we gained a new member - Mark Lavalliere from Weare NH has joined up. We're glad to have you join our club Mark and hope you can attend our meetings on a regular basis.

Kit donations:



- Dave Perkins - one (1) open, one (1) sealed it
- Paul Anagnostopoulos - one (1) sealed kit

Raffle Winners-

- Ru Crummett – Revell F1 Car
- Mark Lavalliere – Hasegawa VW Bus
- John Ellis – Monogram '70 Dodge Challenger
- Mac Johnston – Revell '68 VW Bug
- Paul Yergeau – Revell Unimog Fire Truck
- Bart Navarro – AMT '66 Fairlane
- Peter Patalano – AMT '55 Chevy
- Andrew Koerner – AMT '69 'Cuda

Show-N-Tell: None this meeting – It's the Christmas Party!

More party photos from the December Christmas Party meeting:



Classic Plastic Model Club 2023 Model Car Exhibition Winners List				
Class	Name	Place	Winner	Entry
1	Age 17 and under	1	Ian Fernandez	Batmobile
		2	Bentley Davison	F15
		3	Nathan Howe	Bumble Bee
3	Light Duty Trucks	1	Steve Norsek	1955 Ford Panel
		2	Jason Hanscom	1972 Ford Pickup
		3	Steve Salthany	Land Rover Series III
4	Heavy Commercial Vehicles	1	Jodi Doyle	Ford C600
		2	Tim Rhine	Revell Kenworth Dump
		3	Jodi Doyle	Custom Freightliner
5	Documented Replica	1	Jack Brady	1951 Crosley B/Altered
		2	Steve Robillard	1981 International 4300
		3	Dana Benoit	AMT '62 T-Bird/69 Torino
6	Emergency & Municipal Vehicles	1	Paul Paradis	1994 International Harvester 4900
		2	Ron Weissinger	37 Ford Ambulance
		3	Ru Crummett	1955 Crown Patrol Car
7	Motorcycles	1	Gull Rosa	2003 Ducati Desmosedici
		2	Ru Crummett	Milk Trike
		3	Gull Rosa	Yamaha FZR-R 750
8	Large Scale	1	Bruce Morris	1971 Ford Pinto Funny Car
		2	Paul Paradis	1955 Chevy
		3	(none)	
9	Small Scale	1	Craig Betts	WWII Bicycle
		2	Rick Hanmore	1932 Ford Pickup
		3	Linda Follensbee	Volkswagen Type 82E
10	Foreign & Exotic	1	Jeff Johnston	BMW 507 Cabriolet
		2	Dave Perkins	Aoshima Pagani
		3	Mike Siesicki	Tamiya Lotus Europa
11	Box Stock - Street Legal	1	Andy Behrens	1932 Ford Coupe
		2	Tim Rhine	Chevy S10 Pickup
		3	Steve Salthany	1970 Ford Torino
12	Box Stock - Competition	1	Ed daRosa	1965 Mercury Comet
		2	Vince LoBosco	Ford GT LeMans
		3	Paul Paradis	Grumpy's Toy Vega
13	Factory Stock	1	Jeff Johnston	1965 Ford Mustang
		2	Jeff Johnston	1970 Plymouth Roadrunner
		3	Vince LoBosco	1967 Dodge Charger
14	Day 2	1	Jake Howe	1972 Nissan Skyline
		2	Tim Rhine	1966 Chevy El Camino
		3	Will Emerson	1968 Dodge Coronet
15	Show Rods	1	Jodi Doyle	Surf Woody Roadster
		2	Tim Rhine	Patriots Rod
		3	Paul Paradis	Boyd's Smoothster
16	Customs	1	Rick Hanmore	1949 Ford Bubbletop
		2	Dana Benoit	Mercury Cougar Eliminator
		3	Pat Wilkins	1955 Chrysler Concept
17	Street Rods	1	Vince LoBosco	1948 Woody
		2	Doug Whyte	1929 Ford Model A Speedster
		3	Tim Rhine	1939 Chevy Delivery
18	Street Machines	1	Jason Hanscom	AMT 1963 Chevy Nova Wagon
		2	John Burton	1969 Chevy Chevelle
		3	Skip Smart	1970 Plymouth Roadrunner
19	Competition Non-Drag	1	Vince LoBosco	1965 Ford Mustang GT
		2	Andrew Koerner	Open Wheeled Modified
		3	Steve Glave	1952 Hudson
20	Competition Drag	1	Marcos Fernandez	1970.5 Camaro Pro-Mod
		2	Guy Piccirillo	2017 Chevy Camaro
		3	Dana Benoit	Willy's Altered
21	Theme Class: Nova Again	1	Wilbert Aviles	1964 Chevy Nova SS
		2	Tim Rhine	1969 Yenko Chevy Nova
		3	John Burton	1969 Chevy Nova
22	Sub-Theme: Behold the Olds	1	Ed Arraji	1967 Olds 442 W-30
		2	Steve Salthany	1971 Olds 442
		3	Skip Smart	1971 Olds 442 W-30
23	Shelf Models, Competition Vehicles	1	Doug Estabrook	1969 Camaro Drag Car
		2	Steve Salthany	Bubba Wallace Race Car
		3	Paul Paradis	Little Red Wagon
24	Shelf Models, Street Legal Vehicles	1	Craig Betts	1866 Benz Motorwagen
		2	Nathan Walker	1962 Impala SS
		3	Dave Perkins	Cord Roadster
25	Miscellaneous	1	Andrew Koerner	Porsche Tractor
		2	Robert Seitz	Klingon Havoc Marauder
		3	Robert Seitz	Maschinen Kreiger Jerry
26	Curbside	1	Tim Rhine	Toyota 4-runner
		2	Andy Behrens	1963 Chevy Corvette
		3	Ed daRosa	1969 Ford Mustang
27	Diorama	1	Steve Curbishley	'In my room'
		2	Jeff Patrakis	Honda Accord scene
		3	Bill Aliferis	Garage scene
28	Club Challenge: Lamborghini	1	Ru Crummett	Metallic Red Aventador SV
		2	Paul Anagnostopoulos	Turquoise Aventador Hyper
		3	Marcos Fernandez	Green Jota SVR
29	Military	1	Charles Rowley	1944 Autocar U-7144 & Heil fuel Trailer
		2	Charles Rowley	1944 Diamond T 969A Wrecker
		3	Charles Rowley	1944 GMC CCKW 353

Classic Plastic Model Club 2023 Model Car Exhibition Winners List		
My Favorite Model	Winner	Model
Bill Aliferis	Vince LoBosco	Ford GT LeMans
Dave Perkins	Guy Piccirillo	49 Mercury
Edmund Arraji	Dave Walker	71 Mercury Cougar
Eric Jacobs	Donald Smith	63 Barracuda
Jason Hanscom	Chris Moore	66 Nova
Jason Hanscom	Doug Estabrook	69 Camaro
Jeff Elliot	Rick Hanmore	49 Ford Bubbletop
Joe Bariil	Steve Glave	55 Chevy Wrecker
John Davison	Ian Fernandez	Batmobile
John Ellis	Bruce Morris	Funny Car
Marcos Fernandez Nanita	Wilbert Aviles	64 Nova SS
Pat Wilkins	Doug Whyte	29 Ford Speedster
Paul Anagnostopoulos	Skip Smart	71 Olds 442
Paul Yergeau	Ed daRosa	65 Comet Cyclone
Pete "The Wiz" Wisniewski	Jack Brady	51 Crosley Altered
Tim Rhine	Andy Behrens	30 Ford
Will Emerson	Steve Norsek	International Scout II

Major Award	Winner	Entry
Most Humorous	Robert Seitz	Maschinen Kreiger Jerry
Best Interior	Marcos Fernandez	1970.5 Camaro Pro-Mod
Best Engine	Marcos Fernandez	1970.5 Camaro Pro-Mod
Best Finish	Vince LoBosco	Ford GT LeMans
Best Detail	Paul Paradis	1994 IH4900
In Memoriam	Jason Hanscom	1972 F-250 with plow
Club Officers' Pick	Stephen Curbishley	'In my room' Diorama
Best of Show - Adult	Charles Rowley	1944 Autocar Fuel truck/trailer

Contest 2023 final accounting		
Item summary	Costs and Revenue	
	Debit	Credit
Awards	\$1,798.75	
Hall Rental	\$1,250.00	
Supplies/Postage	\$262.47	
Post show shipping	\$14.00	
Class Sponsorships		\$1,495.00
Vendor Table rental		\$1,120.00
Admission Total		\$620.00
Model Entries		\$655.00
Raffle Table Sales		\$519.00
Debit/Credit Total for show =	\$3,325.22	\$4,409.00
2022 Show Profit (Loss) =		\$1,083.78

Contest 2023 show statistics		
Model Entries	293	
Show Entrants	73	
Non-Member Entrants	48	66%
Non-Member Entries	166	57%
Non-Entrant admissions	85	(spectators)
Most Entries by an Entrant	22	Tim Rhine

Admission information		Revenue
Total admissions =	133	
Entrants Total =	48	
Entrant Kids (free) =	3	
Total paid entrants =	45	\$225.00
Non-Entrant Total =	85	
Kids (free) =	6	
Total paid spectators =	79	\$395.00

2023 entrant statistics by state			
State	Entrants	Entries	% of total
MA	29	89	30.4%
NH	19	84	28.7%
ME	4	36	12.3%
NY	6	31	10.6%
CT	7	28	9.6%
VT	3	14	4.8%
RI	2	6	2.0%
NB	3	5	1.7%
Total	73	293	



Thank you Hobby Emporium

By Tim Rhine

I wanted to let you folks know that recently Brian of Hobby Emporium has gifted the club with six (6) sealed kits, 11 open kits and five (5) part kits. I'd like to thank him for his generosity and remind club members to patronize this fine hobby shop. Many club members shop there now but if you've not yet visited the Hobby Emporium in Tyngsboro MA I suggest you make the trip. They are listed in the Preferred Hobby Shop Directory in this newsletter→ Thanks again Brian!



Comments from the Editor

By Newsletter Editor Art Paquin

Thank you Linda Follensbee, Ruane Crummett, Guil Rosa, Tim Rhine, Paul Anagnostopoulos, Joe Baril, Tammy Baril, Dave Perkins, Jason Hanscom, Barbara and Ken Denza and guest columnist Ed Doering for your inputs and efforts which help us produce this newsletter issue. It is much appreciated.

The next deadline for newsletter article submission is **Friday, April 19th, 2024** with a scheduled distribution date of Saturday, May 4, 2024. Submission of articles, pictures and comments are much appreciated.

Thanks, Art

The Classic Plastic Model Club Newsletter

Volume 29, Number 4

The Classic Plastic Model Club Newsletter is published four times a year by the Classic Plastic Model Club.

President: Paul Anagnostopoulos

Spiritual President: Del Paone

Vice President, Co-Treasurer and Editor: Art Paquin

Co-Treasurer: Tim Rhine

Club Secretary: Jason Hanscom

Spiritual Club Secretary: Barry Fadden

Photographers: Pete the 'Wiz', Dave Perkins and Guil Rosa

Webmasters: Paul Anagnostopoulos and Pete the 'Wiz'

Historian: Joe Baril

Kitmaster: Tim Rhine

Show vendor coordinator: John Davison

New members and change of address please contact:

Tim Rhine at 978-604-9217 or trhine67@yahoo.com

Newsletter articles may also be submitted to the newsletter editor at: 421 The Hills Road, Horseshoe Bay, Texas 78657, or via e-mail to: paquinah@yahoo.com

PREFERRED HOBBY SHOP DIRECTORY

(Present your club membership card for the listed discount.)
ABC RC & Hobbies (10%) 11 Rockingham Road, Windham NH (603) 458-6481 www.abcrchobbies.com
CENTERLINE HOBBIES (10%) 167 Corporation Street, Hyannis, MA 02601 (508) 771-1244 www.centerlinehobbies.com
HARRY'S HOBBIES & COLLECTIBLES (20%) 250 E. Main St (Rte 495 Marketplace, behind Dunkin Donuts) Norton, MA 02766 (508) 285-8080 www.mymummy.com
HOBBY EMPORIUM (10%) 440 Middlesex Road, Tyngsboro, MA 01879 (978) 649-5055 Across from the Pheasant Lane Mall
HOBBYTOWN USA Apple Tree Mall, Londonderry, NH (603) 432-4881 www.hobbytown.com
HOG HEAVEN HOBBIES (TBD) 494 Main Street, Sturbridge, MA 01518 (508) 347-9350 www.hogheavenhobbies.com
THE SPARE TIME SHOP (20%) 222J East Main Street Marlboro, MA (508) 481-5786 www.sparetimeshop.com
THE HOBBY BUNKER 103 Albion St., Wakefield MA 01880 (781-321-8855) www.hobbybunker.com (10% off prices when membership card is shown prior to sale)

COMING EVENTS


Feb 3, 2024 – Sat. – Club meeting at Dracut American Legion hall (lower hall), and broadcast via Zoom, 1 PM
Mar 2, 2024 – Sat. – Club meeting at Dracut American Legion hall (lower hall), and broadcast via Zoom, 1 PM
Apr 6, 2024 – Sat. – Club meeting at Dracut American Legion hall (lower hall), and broadcast via Zoom, 1 PM
Apr 7, 2024 – Sun. – ValleyCon 33 in Chicopee MA
Apr 14, 2024 – Sun. – DownEastCon in Sanford ME
Apr 27, 2024 – Sun – NNL East 36 in Wayne NJ
May 4, 2024 – Sat. – Club meeting at Dracut American Legion hall (lower hall), and broadcast via Zoom, 1 PM
May 18, 2024 – Sat. – NorthshoreCon in Peabody MA
June 1, 2024 – Sat. – Club meeting at Dracut American Legion hall (lower hall), and broadcast via Zoom, 1 PM
July 13, 2024 – Sat. – Club meeting at Dracut American Legion hall (lower hall), and broadcast via Zoom, 1 PM
July 19-21 – Fri-Sun. – Syracuse Nationals 1/1 show and model car contest in Syracuse NY
July 27, 2024 – Sat. – Low Country Nationals by SCMA Charleston in North Charleston SC



DOWNEASTCON 2024

A Plastic Model Contest and Display

Sponsored by the Southern Maine Scale Modelers Club/IPMS




Southern
Maine
Scale
Modelers
IPMS


APRIL 14, 2024

SANFORD MEMORIAL GYM
678 Main St., Sanford, ME 04073


Kids Make & Take




Raffles— Over 100 kits, tools and special items



Vendors—30+ tables of vendors from around New England



Food service available on site



TIMES & EVENTS

Registration 9:00-11:30 AM (NO EXCEPTIONS)
Make & Take: 9:30-11:00 AM

DIRECTIONS TO DOWNEASTCON
Traveling from the South on I-95:
Take exit 19, Turn right at stop onto Rt. 109
Gym is 13.3 miles on right.

Traveling from the North on I-95:
Take exit 32, Turn right at stoplight onto Rt. 111
Continue straight onto Rt. 202 at Alfred
(~11.4 miles)
Turn right onto Rt. 109/Main St. in Sanford
(~3.9 miles)
Gym is 1 mile on right.

ENTRY & ADMISSION FEES

Model Entry: \$7.00 for the first 5 models entered
\$1.00 for each additional entry
Junior Entry (17 and under): \$2.00 up to 5 Models

General Admission: \$4.00
All kids (under 12) free with an Adult Admission

FOR MORE INFORMATION
Including Contest Entry Form(s)
Contact: Ron Garland (207) 651-5685
or Grace Leavitt (207) 252-8566
e-mail: smsmdowneastcon@gmail.com



PRESENTS



NORTHSHORECON 2024

Saturday, May 18, 2024

9:00 AM to 4:00 PM

Knights of Columbus Hall

96 Main Street

Peabody, MA 01960

General Admission

Adult—\$5.00

Children under 12 accompanied by an adult—FREE



Registration: 9:00 AM to 11:30 AM—Judging begins at noon

Model Entry Fees:

Adults \$5.00 for the first 5 Models. \$1.00 for each additional model.

Juniors (15 years and younger) = \$1.00 for each entry



RAFFLES ALL DAY FOOD ON SITE VENDOR DEALS

Visit northshorescalemodelers.org for information, Categories, Rules and Entry Forms



The TRI-STATE SCALE MODEL CAR CLUB

PRESENTS **APRIL 27, 2024**

36th ANNUAL

NNL East

MODEL CAR SHOW
SWAP MEET
AFTERMARKET VENDORS

***RETRO Themes:**

Rods & Customs



...and the **75th Year** of the '49 MERC

*** 25th ANNIVERSARY OF NNL EAST 13**

1 Pal Drive, Wayne, NJ 07470
Current Show Information: www.nnleaste.com
Or Email: nnleaste@aol.com

MARK YOUR CALENDAR NOW!

• S.C.M.A CHARLESTON •

LOWCOUNTRY NATIONALS

REGISTRATION: 8:30AM-11:30AM
JUDGING: NOON-1:00PM
AWARDS: 2:00PM
VENDOR TABLES: \$25 EACH
SPONSORSHIPS: \$25 PER CLASS

\$5 FOR THE FIRST MODEL AND \$1 EACH ADDITIONAL MODEL!
NO CHARGE FOR DISPLAY ONLY!
PREVIOUS FIRST PLACE WINNERS CAN ENTER THE BEST OF THE BEST CLASS!

STREET BREAKS • D-DAY

SCALE MODEL SHOW

JULY 27TH 2024
DOORS OPEN AT 8:30AM

\$5 ENTRY FOR NON PARTICIPANTS

CLUB PRESIDENT: DAVE LOTTERER 1-843-367-6257
CLUB TREASURER: TIM GOHEEN 1-630-287-0219

TRIDENT TECHNICAL COLLEGE
7000 RIVERS AVE. NORTH CHARLESTON SC 29406

WWW.CHARLESTONMODELERS.COM